



NATURAL LANGUAGE PROCESSING FUNDAMENTALS IN PYTHON

Word counts with bag-of-words

Katharine Jarmul
Founder, kjamistan



Bag-of-words

- Basic method for finding topics in a text
- Need to first create tokens using tokenization
- ... and then count up all the tokens
- The more frequent a word, the more important it might be
- Can be a great way to determine the significant words in a text



Bag-of-words example

- Text: "The cat is in the box. The cat likes the box. The box is over the cat."
- Bag of words (stripped punctuation):
 - "The": 3, "box": 3
 - "cat": 3, "the": 3
 - "is": 2
 - "in": 1, "likes": 1, "over": 1

Bag-of-words in Python

```
In [1]: from nltk.tokenize import word_tokenize
```

```
In [2]: from collections import Counter
```

```
In [3]: Counter(word_tokenize(
        """The cat is in the box. The cat likes the box.
        The box is over the cat."""))
```

```
Out[3]:
Counter({'.' : 3,
        'The' : 3,
        'box' : 3,
        'cat' : 3,
        'in' : 1,
        ...
        'the' : 3})
```

```
In [4]: counter.most_common(2)
```

```
Out[4]: [('The', 3), ('box', 3)]
```



NATURAL LANGUAGE PROCESSING FUNDAMENTALS IN PYTHON

Let's practice!



NATURAL LANGUAGE PROCESSING FUNDAMENTALS IN PYTHON

Simple text preprocessing

Katharine Jarmul
Founder, kjamistan



Why preprocess?

- Helps make for better input data
 - When performing machine learning or other statistical methods
- Examples:
 - Tokenization to create a bag of words
 - Lowercasing words
- Lemmatization/Stemming
 - Shorten words to their root stems
- Removing stop words, punctuation, or unwanted tokens
- Good to experiment with different approaches



Preprocessing example

- Input text: Cats, dogs and birds are common pets. So are fish.
- Output tokens: cat, dog, bird, common, pet, fish



Text preprocessing with Python

```
In [1]: from nltk.corpus import stopwords

In [2]: text = """The cat is in the box. The cat likes the box.
           The box is over the cat."""

In [3]: tokens = [w for w in word_tokenize(text.lower())
                  if w.isalpha()]

In [4]: no_stops = [t for t in tokens
                   if t not in stopwords.words('english')]

In [5]: Counter(no_stops).most_common(2)
Out[5]: [('cat', 3), ('box', 3)]
```



NATURAL LANGUAGE PROCESSING FUNDAMENTALS IN PYTHON

Let's practice!



NATURAL LANGUAGE PROCESSING FUNDAMENTALS IN PYTHON

Introduction to gensim

Katharine Jarmul
Founder, kjamistan

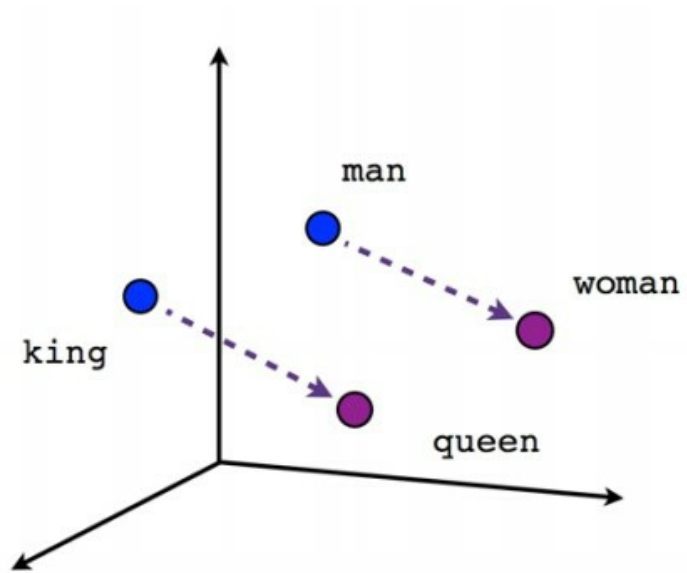


What is gensim?

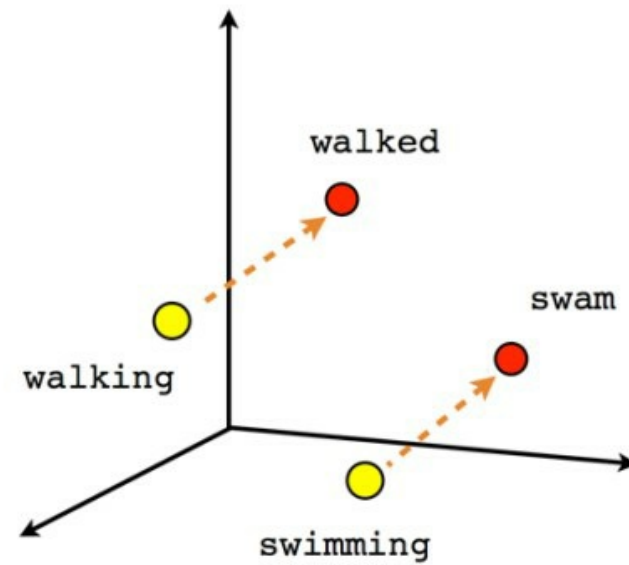
- Popular open-source NLP library
- Uses top academic models to perform complex tasks
 - Building document or word vectors
 - Performing topic identification and document comparison



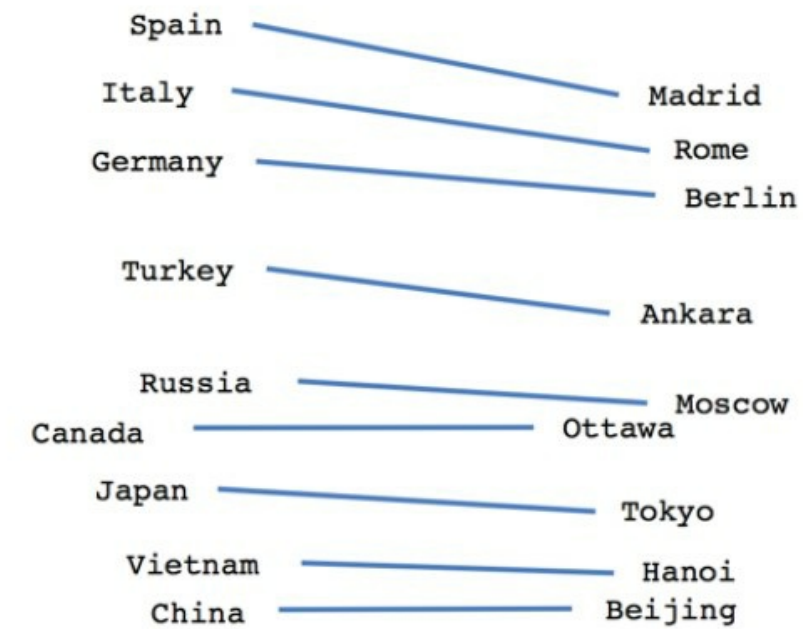
What is a word vector?



Male-Female



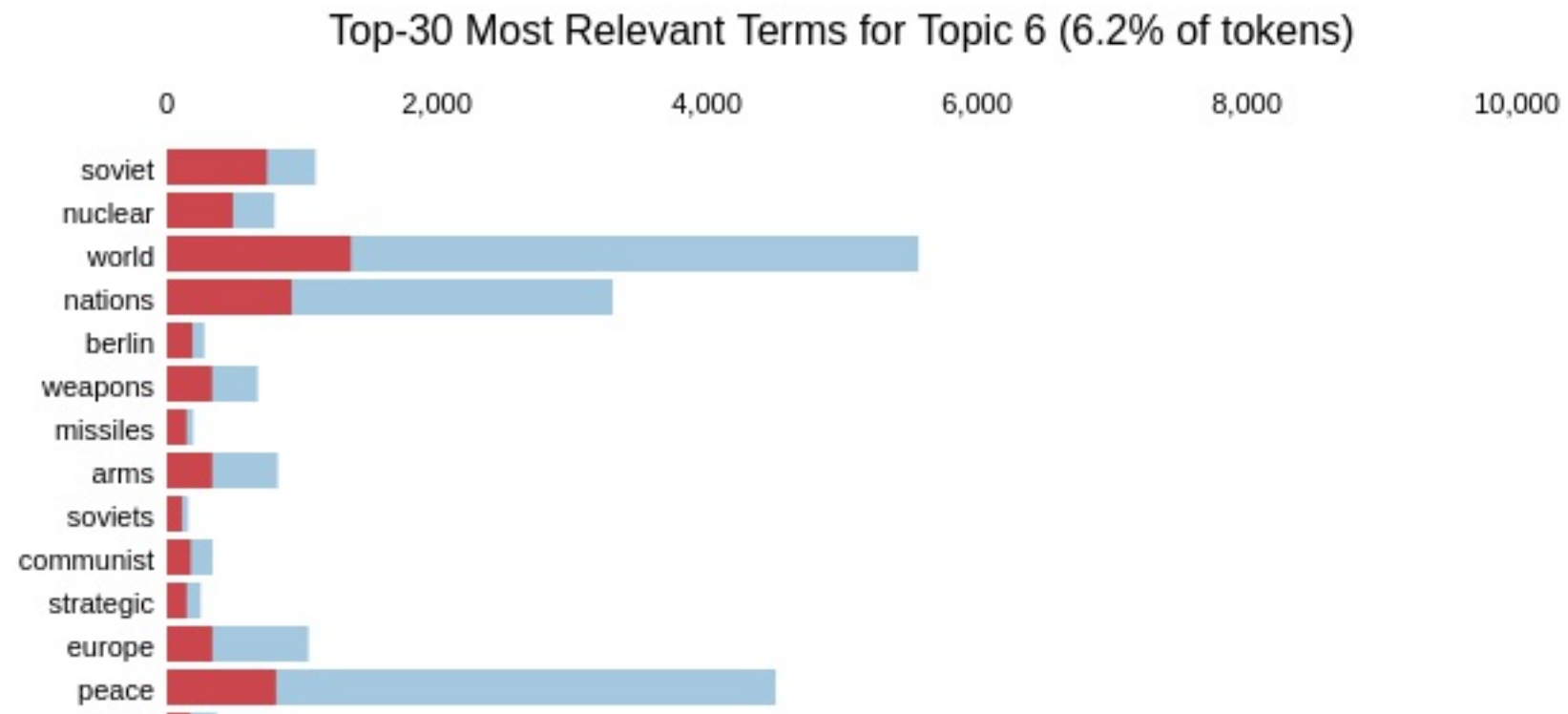
Verb tense



Country-Capital



Gensim Example



(Source: <http://tlfvincent.github.io/2015/10/23/presidential-speech-topics>)



Creating a gensim dictionary

```
In [1]: from gensim.corpora.dictionary import Dictionary

In [2]: from nltk.tokenize import word_tokenize

In [3]: my_documents = ['The movie was about a spaceship and aliens.',
...:                   'I really liked the movie!',
...:                   'Awesome action scenes, but boring characters.',
...:                   'The movie was awful! I hate alien films.',
...:                   'Space is cool! I liked the movie.',
...:                   'More space films, please!'],

In [4]: tokenized_docs = [word_tokenize(doc.lower())
...:                       for doc in my_documents]

In [5]: dictionary = Dictionary(tokenized_docs)

In [6]: dictionary.token2id
Out[6]:
{'!': 11,
 ',': 17,
 '.': 7,
 'a': 2,
 'about': 4,
 ...
}
```



Creating a gensim corpus

```
In [7]: corpus = [dictionary.doc2bow(doc) for doc in tokenized_docs]

In [8]: corpus
Out[8]:
[[ (0, 1), (1, 1), (2, 1), (3, 1), (4, 1), (5, 1), (6, 1), (7, 1), (8, 1) ],
  [ (0, 1), (1, 1), (9, 1), (10, 1), (11, 1), (12, 1) ],
  ...
]
```

- gensim models can be easily saved, updated, and reused
- Our dictionary can also be updated
- This more advanced and feature rich bag-of-words can be used in future exercises



NATURAL LANGUAGE PROCESSING FUNDAMENTALS IN PYTHON

Let's practice!



NATURAL LANGUAGE PROCESSING FUNDAMENTALS IN PYTHON

Tf-idf with gensim

Katharine Jarmul
Founder, kjamistan



What is tf-idf?

- Term frequency - inverse document frequency
- Allows you to determine the most important words in each document
- Each corpus may have shared words beyond just stopwords
- These words should be down-weighted in importance
- Example from astronomy: "Sky"
- Ensures most common words don't show up as key words
- Keeps document specific frequent words weighted high



Tf-idf formula

$$w_{i,j} = tf_{i,j} * \log\left(\frac{N}{df_i}\right)$$

$w_{i,j}$ = tf-idf weight for token i in document j

$tf_{i,j}$ = number of occurrences of token i in document j

df_i = number of documents that contain token i

N = total number of documents



Tf-idf with gensim

```
In [10]: from gensim.models.tfidfmodel import TfidfModel
```

```
In [11]: tfidf = TfidfModel(corpus)
```

```
In [12]: tfidf[corpus[1]]
```

```
Out[12]:
```

```
[(0, 0.1746298276735174),  
 (1, 0.1746298276735174),  
 (9, 0.29853166221463673),  
 (10, 0.7716931521027908),
```

```
...]
```



NATURAL LANGUAGE PROCESSING FUNDAMENTALS IN PYTHON

Let's practice!